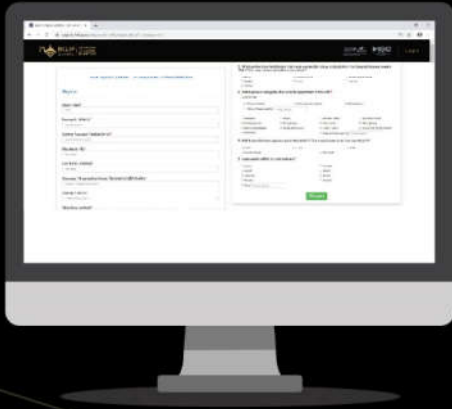


# REGISTRATION PROCEDURES FOR BUYER / IMPORTER



1

**Buyer/ Importer** can access the registration through two channels as follows:

◆ **URL link** <https://bkkgems-vts.com/importer>

◆ **QR Code**

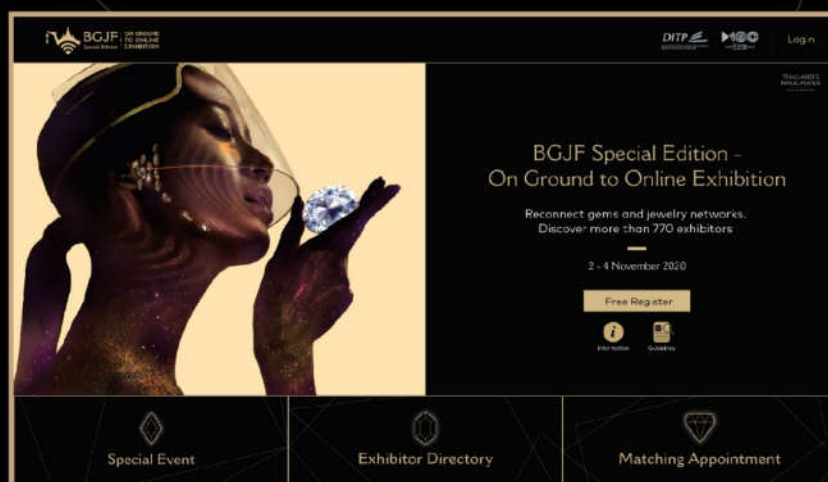
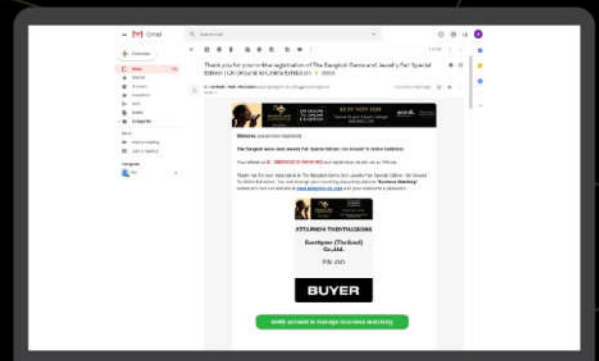


Click

SUBMIT

2

After completing registration, every buyer/ importer will receive an auto-response email from **support@bkkgems-vts.com** to inform that your registration has been completed. Clicking on **"Verify account to manage business matching"** button to verify your account.



3

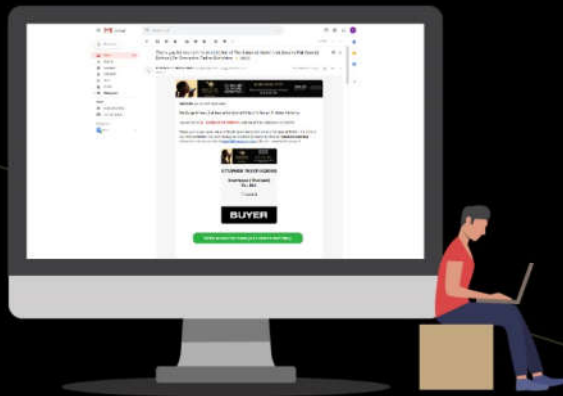
Visit our website and access the platform at [www.bkkgems-vts.com](http://www.bkkgems-vts.com) with your user name & password

# BUSINESS MATCHING PROCEDURES

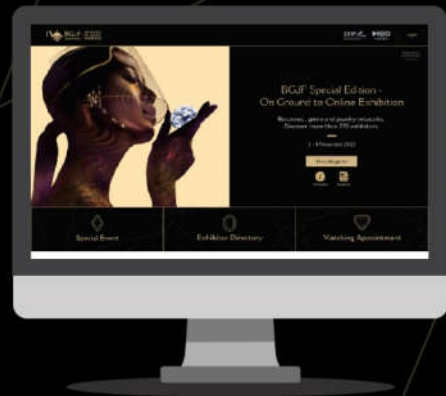
## BOOKING FOR BUSINESS MATCHING

1

Review interested exhibitors via:



OR



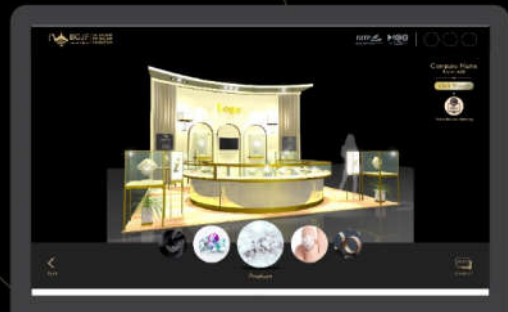
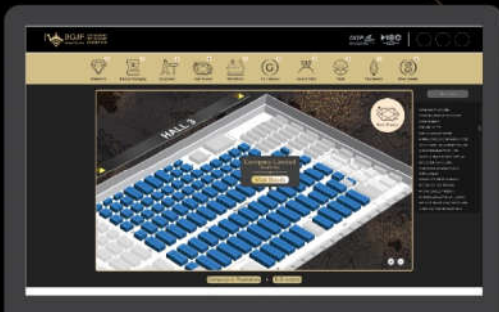
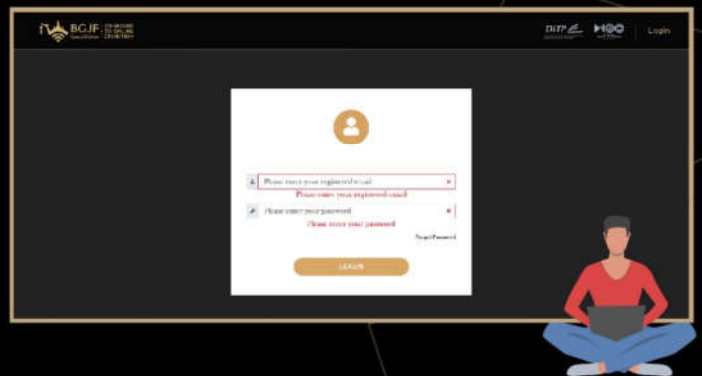
◆ Registered confirmation email

◆ <https://matching.bkkgems-vts.com/>

Verify account to manage business matching **Click!!**

2

Log-in with your registered user name & password to access the platform.



3

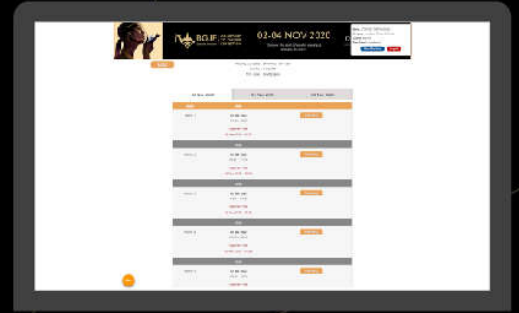
Find exhibitors from interested product category or company name to review booth's detail.

4

To make an appointment with selected exhibitor by clicking "OBM" button

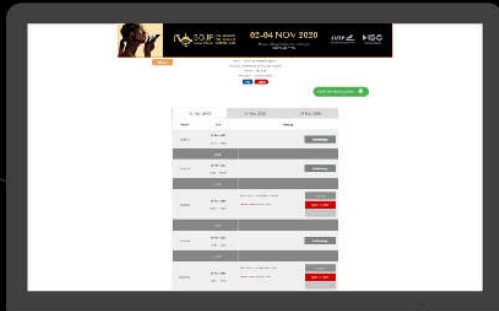
5

Select available time slot and Click "Matching" to send the matching request. Status will be updated to "Waiting" for exhibitor to send "Accept" feedback.



6

Check and review all matching schedule and status before the appointment date



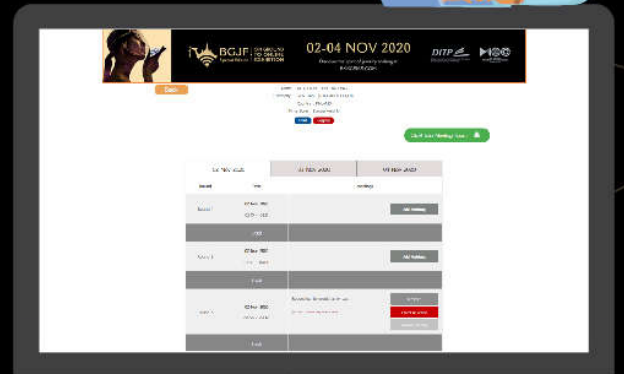
**MATCHING & MEETING ON THE EVENT DAY**



7

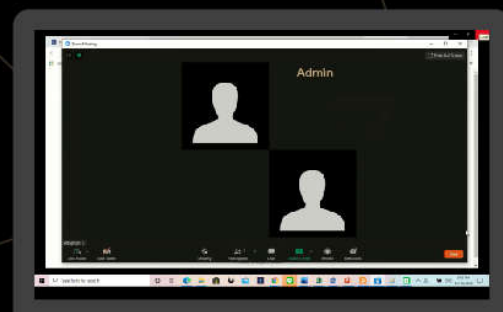
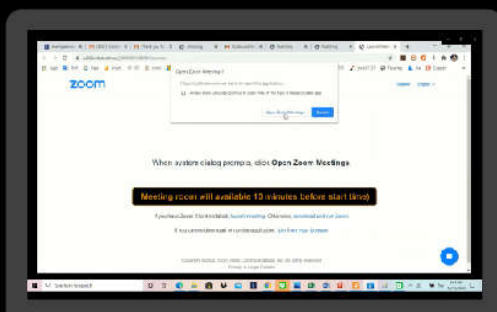
Receive an auto reminder email with the confirmed schedule one day before the show. Click "Join Meeting Room" as appointment time.

**Click!! Join Meeting Room**



8

Contact and call exhibitor for business matching.




## PREPARATION FOR ONLINE BUSINESS MATCHING (OBM)

1

High speed internet is required at minimum 10 MB per second



High speed 10 mb/s UP!



2

PC, Notebook or Tablet must have a camera (resolution required not lower than 720P) with microphone to be activated before accessing to Online Business Matching room.


3


Headphone is recommended to prevent noise interruption in case simultaneous negotiations are taken place in the same area.



### For more information

**For general information :**

 [ex.bkkgems-vts@xcon.co.th](mailto:ex.bkkgems-vts@xcon.co.th)

 +66 (0) 64-2646686


**For inquiries of Business Matching :**

 [info.bkkgems-vts@xcon.co.th](mailto:info.bkkgems-vts@xcon.co.th)

 +66 (0) 84-1587198

**For inquiries about the online platform :**

 [support@bkkgems-vts.com](mailto:support@bkkgems-vts.com)

 +66 (0) 63-4152366